

Welcome to Band!



I'm excited that you have decided to join band this year! This packet is being sent home the first week of band class and has lots of important information regarding getting an instrument, band materials, and the band calendar.

- If you haven't done so yet, please turn in the enrollment form for our records.
- I'd like students to have instruments at school by Sept. 13-14, but if you need a little more time, I understand.
- The **first thing you should do when you get your instrument is to watch the "Startup Video"** that shows the students the CORRECT way to put their instrument together without DAMAGE and how to play the first note. See the Startup Video page in this packet. I'm asking ALL parents and students to watch these videos together.

Required Supplies needed for band:

Essential Elements Book One- make sure it is for the correct instrument!

- *BARITONE players should buy the "BC Baritone" and NOT the "TC Baritone" book.*

Music Stand-- A folding metal portable stand is used for practicing at home and concerts.

- These cost approx. \$10-\$20 and will also be used in middle school.

Nametag-- The instrument case should be marked with name, address, phone number, and SCHOOL.

- Tags are often provided by music stores.

Instrument Supplies-- Check the "Materials Checklist" to make sure you have the supplies needed for your instrument!

- Often these supplies are provided with the instrument if you are renting an instrument.

T-shirt-- All band students will be required to purchase our "Olathe Band" t-shirt for \$5. We will wear these shirts for our performances. Students are encouraged to wear them outside of performances too! **T-shirt order forms are included in this packet and are due by Friday, September 22.**

Thanks for reading and I look forward to making music with your student in band!

Tim Starks

Olathe Public Schools Elementary Bands
Countryside, Heatherstone, Indian Creek
Madison Place, Pioneer Trail, Sunnyside
tstarksic@olatheschools.org

Getting an Instrument

Option #1 – Store Rentals

Monthly payments go towards a music store's "rent-to-own" program. Both new and used instruments are available, depending on the store. Costs typically run \$15 - \$40 per month.

The closest local dealers of band instruments are listed for alphabetically for your convenience. There are other stores in the Kansas City area, and you may use any store you like.

BAC Music

- 14933 Metcalf Ave Overland Park, KS 66223.
- (913)390-1776 www.bacmusicshop.com

Meyer Music

- 11890 W. 135th St. Overland Park.
- (913)491-6636 www.meyermusic.com

Meyer Music "Express" (Open September 5-14)

- This is a temporary booth at the 151st and Metcalf Price Chopper, the 159th & Mur-len Price Chopper, and the Shops of Sunnybrook at College Blvd and Lone Elm Rd.

Music & Arts Center

- 14162 W. 119th St.
- (816) 509-9437 www.musicarts.com

Olathe Band

- 13260 N. Lakeshore Drive, Olathe.
- (913)764-4159 www.olatheband.com

REW Music

- 1080 W Santa Fe Olathe.
- (913)780-4426 www.rewmusic.net

RENTMYINSTRUMENT.COM

- www.rentmyinstrument.com

Springfield Music

- 12710 Shawnee Mission Pkwy, Shawnee, KS 66216
- (913) 268-5555

Option #2 – Buying Used Instruments and Hand-Me-Downs

Two important considerations are brand names and playing condition. Suggested brand names and models are listed on page 2 of the Olathe Public Schools "Acquiring an Instrument" PDF found online here: <http://goo.gl/UFfAoa>

If there are any question about a brand name, please contact me.

I recommend that used instruments from family members or purchased from individuals are looked over by a repair shop, or at least brought in so I can take a look at them to check that they're in good playing condition.

Option #3 – Borrowing a School Owned Instrument

With a band director recommendation, *the school provides 5th-12th graders with F horns, euphoniums (baritones), and tubas because they are very expensive to purchase. They'll need to be checked back in at the end of the year.*

A very limited number of Flutes, Clarinets, Trumpets, and Trombones are sometimes available for those families who have financial need. Availability is not guaranteed, and we reserve these instruments for families that truly cannot afford an instrument of their own. Please contact me ASAP if you are in this situation – Our supply is small and these instruments go very quickly!

Warning!

Internet instruments and instruments from "non music" stores:

Inexpensive instrument brands found only on the internet or at retail stores (non-music stores) have a cheaper price tag, and look nice in photos, but they have proven to be a bad choice. **These instruments break easily due to low quality and often the repair parts cannot be ordered by local repair shops.** One tip-off to these undesirable instruments is that they sometimes come in bright colors such as red, blue, purple, white, and green. **Buying a quality brand USED instrument would be much better than buying a "cheap" off-brand NEW instrument.** Contact me if you have any questions or concerns.


Materials Checklist for Each Instrument

Many of these items are normally packaged with instruments at the music store, but check to be sure.

Remember: Every student also needs the "Supplies Needed for Band" listed on the "Welcome To Band" page.


Flute

- Tuning rod – used with Cleaning swab
- Cleaning swab (used inside the flute)



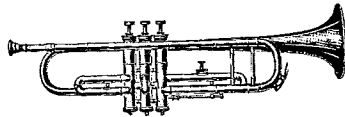
Clarinet

- 2½ strength reeds – AT LEAST 4, but boxes of 10 are recommended (and priced cheaper)
 - Rico or Rico Royal are good brands of affordable reeds for beginners
- Cloth pull-through cleaning swab
- Cork grease
- Reed guard - stores reeds and keeps them flat and protected



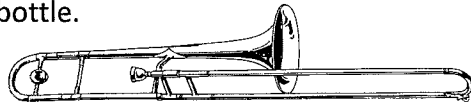
Trumpet

- Valve oil
- Tuning slide grease



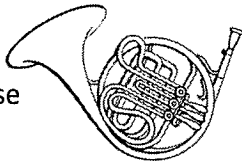
Trombone

- Slide Oil
 - Some instruments come with something called Slide cream or "Slide-o-Mix" instead. To use these, you also need a small spray water bottle.
- Tuning slide grease



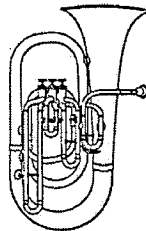
Horn

- Rotary Valve Oil
- Tuning slide grease



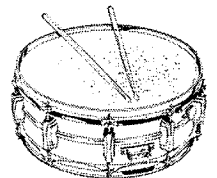
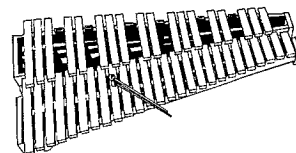
Baritone and Tuba

- Valve Oil
- Tuning slide grease



Percussion

- Percussionists should have a percussion kit with both bells/bell stand and a snare/snare stand. These kits should come with bell mallets, snare sticks, a practice pad and a drum key.



STARTUP VIDEO INSTRUCTIONS


Band Parents,

Let's make sure BAND will be a success for your child this year!



I NEED YOUR HELP!! Before trying to play the instrument, your child needs to watch a short 10-15 minute video* that explains how to put the instruments together, how to hold it properly, and how to make the first sounds on it. Please visit <https://www.myfav.es/band> and choose "Startup Videos & Play Along Tracks" to access the videos online.

PLEASE WATCH The VIDEOS WITH YOUR CHILD & RETURN THE SIGNED back page.



Instruments can sometimes be damaged if they aren't put together correctly! The videos make it easy to learn how to do it the right way.

**Older copies of the band book had a DVD or a CD-ROM included so you could watch the videos. If you are lucky enough to get a book with the DVD feel free to use it instead of the website link.*

Also, if you could help me with one more thing...


HOME PRACTICE IS THE KEY TO SUCCESS!

Please help your child set up a WEEKLY practice schedule – make this a ROUTINE. Consider helpful strategies like marking days and times on a calendar, setting a reminder alarm, and please be HANDS ON with making sure your child actually follows through with practicing their instrument! Aim for practicing 15 to 20 minutes per day, at least 3 days per week.

MYTH: If my child truly wants to learn to play an instrument, they should be motivated to practice on their own. The parent shouldn't have to "force" them to practice. That just means maybe band isn't for them...

TRUTH: Kids are Kids! Even GREAT kids who LOVE band usually won't practice without you reminding them & setting expectations. They also don't rush home excited to do their math homework, or always remember to wash behind their ears, eat all their broccoli, or keep their rooms clean without being reminded by you.

Unlike an after school sports league, where a child practices with the coach for a few hours a week, during school we only see the band kids about 1 hour total per week.
Practice at home makes ALL THE DIFFERENCE if a child will become successful in band!



Thank YOU! With your support, Band will be a GREAT EXPERIENCE for your child!

Mr. Starks: tstarksic@olatheschools.org

ASAP after you bring home your instrument and supplies, please watch the Startup Video, sign this form, and return it to Mr. Starks for a band grade.

Student school: _____

Student's 5th Grade Classroom Teacher: _____

Student's First Name: _____

Student's Last Name: _____

Student's Band Instrument: _____

By signing, I confirm that the student under parent supervision watched the Startup Videos, practicing along with the instrument, so we know the correct way to assemble my instrument, hold it, and make the first sounds.


Student Signature: _____

Parent Name: _____

Parent Signature: _____

Questions or concerns? Contact Mr. Starks:
tstarksic@olatheschools.org

BAND T-SHIRT ORDER FORM



*5TH Grade Band
Students wear these
T-shirts for our
concerts*

Please PRINT CLEARLY and return this form WITH \$5 PAYMENT (cash or check) IN AN ENVELOPE to your BAND teacher by September 22.

Student First Name: _____

Student Last Name: _____

School: _____

Classroom Teacher: _____

Band Instrument: _____

Payment included: Cash _____ Check # _____

Please check ONE to pick your T-Shirt Size

Youth Small _____ Youth Medium _____ Youth Large _____

Adult Small _____ Adult Medium _____ Adult Large _____

MAKE CHECKS PAYABLE TO USD #233

DUE BY FRIDAY, SEPTEMBER 22



2017-18 SCHOOL YEAR BAND CONCERT DATES

Here are the dates of the 5th grade band concerts so you can add them to your calendar. As we get closer to each concert, Mr. Starks will send home a note with more details. Students typically wear their band T-Shirt* and jeans for concerts, and are usually asked to bring their own portable music stands from home.

**Students purchase band T-shirts for \$5 to wear at our band concerts. The T-Shirt order form is included in the "Welcome to Band" Packet, and is due by SEPTEMBER 22.*

Have Questions? Contact Mr. Starks: tstarksic@olatheschools.org

Countryside Band Students

1. **January 30, 2018**—PT Area Band Concert @ Pioneer Trail MS. 7pm start time, student report time TBA.
2. **May 3, 2018**—CS Fine Arts Evening Concert at CS. Time TBA.
3. During the school day on April 30, the PT 6th grade band will visit and perform for the school. We will play one tune with them at the assembly.

Heatherstone Band Students

1. **January 30, 2018**—CT Area Band Concert @ California Trail MS. 7pm start time, student report time TBA. *All HN band students attend this concert at CT, even if they will be going to PT or a different middle school next year.*
2. **April 3, 2018**—HN Fine Arts Fair Evening Concert at HN. Time TBA.
3. During the school day on April 26, the CT 6th grade band will visit and perform for the school. We will play one tune with them at the assembly.

Indian Creek Band Students

1. **January 30, 2018**—PT Area Band Concert @ Pioneer Trail MS. 7pm start time, student report time TBA.
2. **April 26, 2018**—IC Celebration of Learning Evening Concert at IC. Time TBA.
3. During the school day on April 30, the PT 6th grade band will visit and perform for the school. We will play one tune with them at the assembly. This is a "Strings" day, so please make a SPECIAL NOTE TO BRING YOUR INSTRUMENT to school on April 30.

Madison Place Band Students

1. **January 31, 2018**—CST Area Band Concert @ Chisolm Trail MS. 7pm start time, student report time TBA.
2. **May 3, 2018**—Madison Place Fine Arts Evening Concert at MD. Time TBA.

Sunnyside Band Students

1. **January 31, 2018**—CST Area Band Concert @ Chisolm Trail MS. 7pm start time, student report time TBA.
2. **April 26, 2018**—"Sunny and Share" Fine Arts Evening Concert at SS. Time TBA.

August 2017				
Mon	Tue	Wed	Thu	Fri
	1	2	3	4
7 New Ed Presrv	8 New Ed Presrv	9 Prof Day	10 Prof Day	11 Prof Day
14 Prof Day	15 Prof Day	16 Students ½ day	17 A	18 B
21 C	22 D	23 BDE	24 A	25 B
28 C	29 D	30 ACE	31 A	

November 2017				
Mon	Tue	Wed	Thu	Fri
		1 D	2 ACE	3 A
6 B	7 C	8 D	9 BDE	10 A
13 B	14 C	15 D	16 ACE	17 A
20 B	21 C	Nov 22-24 Thanksgiving Break		
27 D	28 BDE	29 A	30 B	

September 2017				
Mon	Tue	Wed	Thu	Fri
				1 B
4 Holiday	5 C	6 D	7 BDE	8 A
11 B	12 C	13 D	14 ACE	15 A
18 B	19 C	20 D	21 BDE	22 A
25 B	26 C	27 D	28 ACE	29 Prof Day

December 2017				
Mon	Tue	Wed	Thu	Fri
				1 C
4 D	5 ACE	6 A	7 B	8 C
11 D	12 BDE	13 A	14 B	15 C
18 D	19 ACE	Dec. 20-Jan. 2 Semester Break		

October 2017				
Mon	Tue	Wed	Thu	Fri
2 A	3 B	4 C	5 D	6 BDE
9 A	10 B	11 C	12 D	13 Prof Day
16 ACE	17 A	18 PT Conf		20 No School
23 B	24 C	25 D	26 BDE	27 A
30 B	31 C			

Band Class Schedule

**COUNTRYSIDE
HEATHERSTONE
SUNNYSIDE**

Have band class on A, C, and "ACE" days (gray color on calendar)

**INDIAN CREEK
MADISON PLACE**

Have band class on B, D, and "BDE" days (white color on calendar).

Please check this calendar EVERY DAY before coming to school, and be sure to bring your instrument on band days!

January 2018				
Mon	Tue	Wed	Thu	Fri
1 Holiday	2 Holiday	3 Prof Day	4 A	5 B
8 C	9 D	10 BDE	11 A	12 B
15 Holiday	16 Prof Day	17 C	18 D	19 ACE
22 A	23 B	24 C	25 D	26 BDE
29 A	30 B	31 C		

April 2018				
Mon	Tue	Wed	Thu	Fri
2 A	3 B	4 C	5 D	6 BDE
9 A	10 B	11 C	12 D	13 Prof Day
16 ACE	17 A	18 B	19 C	20 D
23 BDE	24 A	25 B	26 C	27 D
30 ACE				

February 2018				
Mon	Tue	Wed	Thu	Fri
			1 D	2 Prof Day
5 ACE	6 A	7 B PT Conf	8 PT Conf	9 No School
12 C	13 D	14 BDE	15 A	16 B
19 Holiday	20 C	21 D	22 ACE	23 A
26 B	27 C	28 D		

May 2018				
Mon	Tue	Wed	Thu	Fri
	1 A	2 B	3 C	4 D
7 BDE	8 A	9 B	10 C	11 D
14 ACE	15 A	16 B	17 C	18 D
21 BDE	22 A	23 B	24 Students ½ day AM	25 Prof Day
28 Holiday	29	30	31	

March 2018				
Mon	Tue	Wed	Thu	Fri
			1 BDE	2 A
5 B	6 C	7 D	8 ACE	9 A
March 12-16 Spring Break				
19 Prof Day	20 B	21 C	22 D	23 BDE
26 A	27 B	28 C	29 D	30 ACE